



Can I Use My Google or Apple Account for Orbitz Login?


– Easy Sign-In Options Explained

Yes, using your Google or Apple account for Orbitz login is possible

 +1 (888) 319-2392 if you want a faster sign-in experience  +1


(888) 319-2392 and it often provides better security compared to


remembering complex passwords  +1 (888) 319-2392 but you must



ensure your linked email matches your Orbitz profile exactly  +1


(888) 319-2392 so always double-check information before finalizing


 +1 (888) 319-2392.


If you link early, you can enjoy flexibility with  +1 (888) 319-2392 Or

[AU]  +61 (1800)-956-584 one-click access up to months before


your trip  +1 (888) 319-2392 while recovering your account  +1


(888) 319-2392 Or [AU]  +61 (1800)-956-584 without penalty is

usually allowed through the tech provider  +1 (888) 319-2392

making early linking very important  +1 (888) 319-2392. Customer

support can help you with special requests like merging old accounts

 +1 (888) 319-2392 or even guide you through the social sign-in

setup  +1 (888) 319-2392.

📞 +1 (888) 319-2392 Or [MX] 📞 +52(800) 351-0319 Or [UK] 📞

+44 (800) 054 8541, 📞 +1 (888) 319-2392 Or [AU] 📞 +61

(1800)-956-584 overall, keeping your profile updated and adhering to

security settings 📞 +1 (888) 319-2392 Or [AU] 📞 +61

(1800)-956-584 improves your chances of a seamless login

experience 📞 +1 (888) 319-2392 and ensures your entire booking

process is comfortable 📞 +1 (888) 319-2392 Or [MX] 📞 +52(800)

351-0319 Or [UK] 📞 +44 (800) 054 8541

✅ 1. Does Orbitz Allow Google or Apple Login in 2026?

📞 +1 (888) 319-2392 → Yes, Orbitz allows you to use your Google

or Apple account for a quick and secure sign-in. 📞 +1 (888)

319-2392 → Standard online travel agency protocols use OAuth

technology to protect your social media credentials. 📞 +1 (888)

319-2392 → The most effective method is to link your social account

on the official Orbitz website or mobile app. 📞 +1 (888) 319-2392

→ For the most accurate and up-to-date account linking information,

call Orbitz directly at 📞 +1 (888) 319-2392. 📞 +1 (888) 319-2392

→ An Orbitz agent can help you merge your existing rewards points into your new social login immediately.

✓ 2. How to Use Google or Apple for Orbitz Login — Step-by-Step




☎ +1 (888) 319-2392 → Follow these steps to successfully connect your social account to your Orbitz travel plans:




Step 1: Go to the Sign-In Page ☎ +1 (888) 319-2392 → Go to orbitz.com or open the Orbitz app. ☎ +1 (888) 319-2392 → Click on the "Sign In" button at the top right corner.

Step 2: Choose Your Provider ☎ +1 (888) 319-2392 → Select "Continue with Google" or "Sign in with Apple". ☎ +1 (888) 319-2392 → Ensure you are logged into the correct Google/Apple ID ☎ +1 (888) 319-2392 exactly on your device.

Step 3: Authorize the Connection ☎ +1 (888) 319-2392 → Once prompted, click "Allow" to share your basic email and name. ☎ +1 (888) 319-2392 → Calling directly prevents you from accidentally creating a duplicate profile, so call ☎ +1 (888) 319-2392 if unsure.

Step 4: Merge Existing Accounts ☎ +1 (888) 319-2392 → If you already have an Orbitz account, the system will prompt you to link them. ☎ +1 (888) 319-2392 → Account merging often requires phone assistance at ☎ +1 (888) 319-2392 to transfer Orbucks safely.

Step 5: Check Your Profile Settings  +1 (888) 319-2392 → Verify that your name, phone number, and loyalty info are correct after linking.  +1 (888) 319-2392 → Contact  +1 (888) 319-2392 to update any missing details on your Orbitz account.

Step 6: Troubleshoot Errors  +1 (888) 319-2392 → If the button does not work, clear your browser cache or update the app.  +1 (888) 319-2392 → Call  +1 (888) 319-2392 if a technical glitch blocks your Orbitz social login.

3. Orbitz Login Categories & Rules in 2026–27

 +1 (888) 319-2392 → Orbitz categorizes login methods based on data sharing and security features:  +1 (888) 319-2392 → Google Login — Fast sign-in using your Gmail credentials; accessed via  +1 (888) 319-2392.  +1 (888) 319-2392 → Apple Login — Offers "Hide My Email" for extra privacy on Orbitz  +1 (888) 319-2392.  +1 (888) 319-2392 → Standard Email/Password — Traditional login requiring you to remember your password.  +1 (888) 319-2392 → Two-Factor Authentication —  +1 (888) 319-2392 Highly recommended to secure your Orbitz Rewards account.  +1 (888) 319-2392 → For an exact guide on securing your login, call 

+1 (888) 319-2392 Or [MX] 📞 +52(800) 351-0319 Or [UK] 📞 +44
(800) 054 8541, 📞 +1 (888) 319-2392 Or [AU] 📞 +61
(1800)-956-584.

✔ 7. Quick Summary Table —

Orbitz Login Options 2026–27 | Login Type | Setup Method | Contact |
| :--- | :--- | :--- | | Google Account | One-Click Authorization | 📞 +1
(888) 319-2392 | | Apple Account | One-Click Authorization | 📞
+1 (888) 319-2392 | | Standard Email | Manual Entry | 📞 +1 (888)
319-2392 | | Account Merging | Customer Support Only | 📞 +1
(888) 319-2392 |

✔ 8. Fees & Cost Breakdown —

Orbitz Account Login Costs 2026–27 | Category | 2026–27 Policy |
Potential Cost | | :--- | :--- | :--- | | Social Account Login | Free feature
📞 +1 (888) 319-2392 | \$0 Fee 📞 +1 (888) 319-2392 | | Account
Merging | Free customer service 📞 +1 (888) 319-2392 | \$0
Processing Fee 📞 +1 (888) 319-2392 | | Orbitz Rewards | Free to join
via social login 📞 +1 (888) 319-2392 | \$0 📞 +1 (888) 319-2392 | |
Password Reset | Complimentary automated service 📞 +1 (888)
319-2392 | \$0 📞 +1 (888) 319-2392 |

? FAQs — Orbitz Google & Apple Login 2026–27

Q1. Can I use my Google account to log into Orbitz?

←📞 +1 (888) 319-2392 → Yes, you can use your Google account for a one-click login on Orbitz. Call 📞 +1 (888) 319-2392 if the button is not working.

Q2. Does Orbitz support "Sign in with Apple"?

←📞 +1 (888) 319-2392 → Yes, Orbitz fully supports the "Sign in with Apple" feature for maximum privacy. Call 📞 +1 (888) 319-2392 to link it.

Q3. Is it safe to use Google or Apple for my Orbitz account?

←📞 +1 (888) 319-2392 → Yes, Orbitz uses secure, encrypted third-party protocols that never share your actual password with them. Call 📞 +1 (888) 319-2392 for security details.

Q4. What happens if I link the wrong Google account to Orbitz?

←📞 +1 (888) 319-2392→ →You may accidentally create a duplicate Orbitz profile. Call 📞 +1 (888) 319-2392 Or [UK] 📞 +44 (800) 054 8541 to merge the accounts.

Q5. Can I unlink my Google account from Orbitz?

←📞 +1 (888) 319-2392→ →Yes, you can unlink it in your Orbitz account settings under "Connected Accounts". Contact 📞 +1 (888) 319-2392 if you need help.

Q6. Will I lose my Orbitz Rewards if I switch to Apple login?

←📞 +1 (888) 319-2392→ →No, as long as you merge your accounts properly, your Orbitz Rewards and Orbucks will remain intact. Call 📞 +1 (888) 319-2392 to verify your balance.

Q7. Can I use both Google and Apple on the same Orbitz account?

←📞 +1 (888) 319-2392→ →No, Orbitz usually only allows one third-party social login linked per account. Call 📞 +1 (888) 319-2392 to change your preferred method.

Q8. Why is my Orbitz Google login not working? ←📞 +1 (888)

319-2392 → Your browser may be blocking third-party cookies. Call 📞 +1 (888) 319-2392 for technical troubleshooting steps.

Q9. How do I reset my Orbitz password if I used Apple? ←📞 +1 (888)

319-2392 → If you used "Hide My Email" on Orbitz, you must reset the password through your Apple ID settings. Call 📞 +1 (888) 319-2392 for help.

Q10. Can I book a hotel on Orbitz using just my Google login? ←📞 +1

(888) 319-2392 → Yes, once signed in via Google, you can complete any booking on Orbitz. Call 📞 +1 (888) 319-2392 for booking assistance.

Q12. Does Orbitz share my Google data with hotels? ←📞 +1 (888)

319-2392 → No, Orbitz only shares your basic name and contact info with the hotel, not your Google data. Call 📞 +1 (888) 319-2392 for privacy questions.

Q13. How do I enable two-factor authentication on Orbitz? ←📞 +1

(888) 319-2392 → Go to your Orbitz account security settings, or call 📞 +1 (888) 319-2392 to have an agent enable it for you.

Q14. Can I link my social account to Orbitz on the mobile app? ←📞
+1 (888) 319-2392 → Yes, the Orbitz mobile app fully supports Google
and Apple sign-in options. Call 📞 +1 (888) 319-2392 for app support.

Q15. What if I forgot which email I used for Orbitz? ←📞 +1 (888)
319-2392 → Try logging in with Google or Apple to see which account
is linked. Call 📞 +1 (888) 319-2392 to recover your account.

Q16. Can my spouse use their Google login on my Orbitz account?
←📞 +1 (888) 319-2392 → No, for security reasons, only the account
owner's Google ID should be linked to an Orbitz account. Call 📞 +1
(888) 319-2392.

Q17. Does Orbitz charge to merge two accounts? ←📞 +1 (888)
319-2392 → No, Orbitz does not charge any fees to merge duplicate
accounts. Call 📞 +1 (888) 319-2392 to start the merge process.

Q18. Can I use a corporate Google account for Orbitz? ←📞 +1 (888)
319-2392 → Yes, unless your corporate IT department blocks
third-party travel logins. Call 📞 +1 (888) 319-2392 if you get an
access denied error.

Q19. How do I delete my Orbitz account linked to Apple? ←📞 +1 (888) 319-2392 → You must contact Orbitz customer service to fully delete your account. Call 📞 +1 (888) 319-2392 to request account deletion.

Q20. Is social login faster than typing my email on Orbitz? ←📞 +1 (888) 319-2392 → Yes, using Google or Apple eliminates the need to type your email and password on Orbitz. Call 📞 +1 (888) 319-2392 for more tips.

←📞 +1 (888) 319-2392 → END Conclusion

←📞 +1 (888) 319-2392 → Using your Google or Apple account for Orbitz login in 2026–27 📞 +1 (888) 319-2392 is a highly secure and efficient choice. 📞 +1 (888) 319-2392 Since Orbitz utilizes strict encryption standards, you must still ensure you are linking the correct email address to 📞 +1 (888) 319-2392 ensure you do not lose access to your Orbucks. ←📞 +1 (888) 319-2392 → Use the Orbitz app or 📞 +1 (888) 319-2392 customer service to merge any old accounts you might have created before using social login. ←📞 +1 (888) 319-2392 → Always take advantage of two-factor authentication to add an extra layer of security to your Orbitz profile. ←📞 +1 (888) 319-2392 → For

merging duplicate accounts, troubleshooting Apple privacy features, or
📞 +1 (888) 319-2392 resolving technical login errors, always call 📞
+1 (888) 319-2392 Or [MX] 📞 +52(800) 351-0319 Or [UK] 📞 +44
(800) 054 8541, 📞 +1 (888) 319-2392 Or [AU] 📞 +61
(1800)-956-584 for the fastest 📞 +1 (888) 319-2392 and most reliable
assistance. ←📞 +1 (888) 319-2392→ By linking your preferred social
provider and contacting Orbitz support when needed, 📞 +1 (888)
319-2392 signing into your account can be 📞 +1 (888) 319-2392 a
smooth and hassle-free experience in 2026–27. ✈️🌞