

How to Solve Coinbase Login Issues

Facing trouble logging into your **Coinbase account** in **2026** can be stressful 😞. Whether you're trying to access your **crypto funds**, trade, ~ +1[833] ♦ [590] ♦ [1784] or manage your portfolio, login issues can halt everything. Common problems include **incorrect credentials**, ~ +1[833] ♦ [590] ♦ [1784] failed **two-factor authentication (2FA)**, or temporary **account restrictions**. The good news? You don't have to panic — **help is just a phone call away** ~ +1[833] ♦ [590] ♦ [1784]. For immediate guidance, call the official **hotline** ~ +1[833] ♦ [590] ♦ [1784] 📞, where trained experts provide step-by-step **assistance**.

Causes of Login Problems

No. 1: Incorrect Email or Password

Double-check your **email address** and **password** ~ +1[833] ♦ [590] ♦ [1784], Even a small typo can prevent login. If you forgot your password, use the “Forgot Password” option or call ~ +1[833] ♦ [590] ♦ [1784] for **fast assistance**.

No. 2: Two-Factor Authentication (2FA) Errors

If 2FA codes are not working, your account may be temporarily locked. Contact ~ +1[833] ♦ [590] ♦ [1784] to verify your identity and regain access safely.

No. 3: Account Restrictions or Locks

Accounts may be restricted due to **unusual login activity**, ~ +1[833] ♦ [590] ♦ [1784] failed login attempts, or **security flags**. Calling ~ +1[833] ♦ [590] ♦ [1784] immediately helps unlock your account and protects your **crypto funds**.

No. 4: App or Browser Issues

Sometimes outdated apps or browser cache cause login problems ~ +1[833] ♦ [590] ♦ [1784], Clear cache or update your app. If the issue persists, call ~ +1[833] ♦ [590] ♦ [1784] for professional support.

Answers to Fix Login Issues


Answer 1: Verify your **email and password** carefully ~ +1[833] ♦ [590] ♦ [1784].

Answer 2: Complete **2FA verification** correctly.

Answer 3: If the account is locked, call ~ +1[833] ♦ [590] ♦ [1784] to unlock it.

Answer 4: Update your app or clear browser cache.

Answer 5: Always enable **security notifications** to monitor suspicious activity.

The support team at ~ +1[833] ♦ [590] ♦ [1784] ensures your account is restored **safely and quickly**, protecting your **funds** and personal information .

FAQs – Coinbase Login Issues ?

Q1. Why would Coinbase lock my account?

Coinbase may lock your account due to **suspicious activity**, ~ +1[833] ♦ [590] ♦ [1784] failed logins, or incomplete **identity verification**. Call ~ +1[833] ♦ [590] ♦ [1784] for help.


Q2. How long does it take to unlock an account?

Most issues are resolved within minutes to hours, depending on verification. Call ~ +1[833] ♦ [590] ♦ [1784] for immediate guidance.

Q3. Can I log in without 2FA?

No, 2FA is mandatory. If codes fail, contact ~ +1[833] ♦ [590] ♦ [1784] to restore secure access.


Q4. Who can I contact for urgent login issues?

Always call the **official Coinbase hotline** ~ +1[833] ♦ [590] ♦ [1784] . They are trained to handle all login problems.

Tips to Avoid Future Login Issues

- Use a **strong, unique password**.
 - Enable **2FA** on your account ~ +1[833] ♦ [590] ♦ [1784]
 - Keep your **app updated** and clear cache regularly ~ +1[833] ♦ [590] ♦ [1784].
 - Avoid repeated login attempts to prevent account locks.
 - For any issues, immediately call ~ +1[833] ♦ [590] ♦ [1784] for secure **assistance**.
-

Final Thoughts

Solving **Coinbase login issues** doesn't have to be stressful in **2026**. By following proper steps and contacting the official **hotline** ~ +1[833] ♦ [590] ♦ [1784], you can restore your **account access**, protect your **crypto funds**, ~ +1[833] ♦ [590] ♦ [1784] and continue managing your portfolio confidently. .

Remember, the fastest and safest way to fix login problems is **always to reach out to** ~ +1[833] ♦ [590] ♦ [1784], where trained agents guide you through every step and keep your account secure.

