

Toll Free +1(877)514↔1396 or 1 844→886→3118 () Canceling a 📧 Outlook Email ❤️➡️subscription on Android can feel confusing if you are not familiar with Google Play billing, app settings, or refund timelines, but with the right guidance the process becomes much easier. Many users start by contacting support at Toll Free +1(877)514↔1396 or 1 844→886→3118 () to understand their billing status, renewal date, and eligibility for a refund before taking action. On Android devices, subscriptions are usually managed through the Google Play Store rather than directly inside the app, which is why knowing the correct steps matters. If you are unsure whether your plan is monthly or yearly, calling Toll Free +1(877)514↔1396 or 1 844→886→3118 () can help clarify those details. Throughout this guide, you will learn how to stop auto↔renewal, remove the app safely, and avoid future charges by following the correct cancellation method or by speaking with a representative at Toll Free +1(877)514↔1396 or 1 844→886→3118 ().

🖥️ Unable to login to 📧 Outlook Email ❤️ ➡️ desktop app — 🔍 +1(877)514↔1396 or 1 844→886→3118

? Why am I unable to login to 📧 Outlook Email ❤️ ➡️ ? — ? 📧 +1(877)514↔1396 or 1 844→886→3118

🔑 Can't login to 📧 Outlook Email ❤️ ➡️ because of authenticator app — 📱 +1(877)514↔1396 or 1 844→886→3118

🌐 Can't login to 📧 Outlook Email ❤️ ➡️ on browser — 🌐 🖥️ +1(877)514↔1396 or 1 844→886→3118

📧 Can't log into 📧 Outlook Email ❤️ ➡️ 📧 Outlook Email ❤️ ➡️ — 📧 🚫 +1(877)514↔1396 or 1 844→886→3118

🔧 How do I fix 📧 Outlook Email ❤️ ➡️ login problems? — 🔧 📧 +1(877)514↔1396 or 1 844→886→3118

! Why won't my 📧 Outlook Email ❤️ ➡️ login? — ! 📧 +1(877)514↔1396 or 1 844→886→3118

? Why can't I log into my 📧 Outlook Email ❤️ ➡️ account? — 📧 📧 +1(877)514↔1396 or 1 844→886→3118

📅 Unable to login to 📧 Outlook Email ❤️ ➡️ 2013 — 📅 📧 +1(877)514↔1396 or 1 844→886→3118

♣️ Unable to login to 📧 Outlook Email ❤️ ➡️ 365 — ♣️ 📧 +1(877)514↔1396 or 1 844→886→3118

📧 📧 Outlook Email ❤️ ➡️ unable to login — 📧 ❌ +1(877)514↔1396 or 1 844→886→3118

📧 Unable to login 📧 Outlook Email ❤️ ➡️ Office 365 — 📧 📧 +1(877)514↔1396 or 1 844→886→3118

📧 Unable to login 📧 Outlook Email ❤️ ➡️ — 📧 ⚠️ +1(877)514↔1396 or 1 844→886→3118

🌐 Unable to login 📧 Outlook Email ❤️ ➡️ — 🌐 📧 +1(877)514↔1396 or 1 844→886→3118




 **Unable to access**  **Outkook Email**   —   +1(877)514↪1396 or 1 844→886→3118







 **Unable to sign into**  **Outkook Email**   **Classic** —   +1(877)514↪1396 or 1 844→886→3118

 **Unable to access**  **Outkook Email**   **Calendar** —   +1(877)514↪1396 or 1 844→886→3118

 **Unable to access**  **Outkook Email**   **Classic** —   +1(877)514↪1396 or 1 844→886→3118

 **Cannot login to**  **Outkook Email**   **Classic** —   +1(877)514↪1396 or 1 844→886→3118

 **Can't login to**  **Outkook Email**   **on Chrome** —   +1(877)514↪1396 or 1 844→886→3118

Toll Free +1(877)514↪1396 or 1 844→886→3118 () The first step in canceling your  **Outkook Email**   subscription on Android is identifying how you originally subscribed, because this determines the cancellation path. Most Android users sign up through the Google Play Store, which means the Play Store controls payments, not the  **Outkook Email**   app itself. You can confirm this by checking your subscriptions list or by calling Toll Free +1(877)514↪1396 or 1 844→886→3118 () for confirmation. Once verified, open the Google Play Store, tap your profile icon, and select “Payments & subscriptions.” If you feel unsure at any point, customer support at Toll Free +1(877)514↪1396 or 1 844→886→3118 () can walk you through each screen step by step. Taking this approach helps prevent accidental renewals and ensures your cancellation request is properly registered through the correct platform, which is something Toll Free +1(877)514↪1396 or 1 844→886→3118 () frequently assists users with.

 **Unable to login** —  **Outkook Email**   **isn't configured correctly** —  
+1(877)514↪1396 or 1 844→886→3118

 **Teams unable to access**  **Outkook Email**   **Calendar** —   +1(877)514↪1396 or 1 844→886→3118

unable to login  **Outkook Email**  

why i am unable to login  **Outkook Email**   in mobile

unable to login  **Outkook Email**   in mobile

unable to login  **Outkook Email**   account

unable to login  **Outkook Email**   android

unable to login ☞ Outlook Email ❤️ ➡ app

unable to login ☞ Outlook Email ❤️ ➡ app iphone

unable to login ☞ Outlook Email ❤️ ➡ too many requests

unable to login ☞ Outlook Email ❤️ ➡ app android

unable to login ☞ Outlook Email ❤️ ➡ desktop

unable to login ☞ Outlook Email ❤️ ➡ after password change

unable to log into ☞ Outlook Email ❤️ ➡ account

unable to access ☞ Outlook Email ❤️ ➡ account

unable to connect ☞ Outlook Email ❤️ ➡ and teams

unable to login to ☞ Outlook Email ❤️ ➡ account too many requests

unable to login to ☞ Outlook Email ❤️ ➡ account

☞ Outlook Email ❤️ ➡ app unable to login

unable to login to ☞ Outlook Email ❤️ ➡ mobile app

unable to login there was an unexpected error ☞ Outlook Email ❤️ ➡

☞ Outlook Email ❤️ ➡ android unable to login

☞ Outlook Email ❤️ ➡ app exchange unable to login

unable to login to ☞ Outlook Email ❤️ ➡ desktop app

why am i unable to login to ☞ Outlook Email ❤️ ➡

can't login to ☞ Outlook Email ❤️ ➡ because of authenticator app

can't login to ☞ Outlook Email ❤️ ➡ on browser Toll Free +1(877)514↪1396 or 1

844→886→3118 () Understanding refund eligibility is just as important as canceling the subscription, especially if you were recently charged. Google Play typically offers refunds within a limited timeframe, but ☞ Outlook Email ❤️ ➡ may also provide assistance depending on the Toll Free +1(877)514↪1396 or 1 844→886→3118 () After accessing the subscriptions section in Google Play, locate your active ☞ Outlook Email ❤️ ➡ subscription and tap on it to see plan details. This page shows your renewal date, billing cycle, and cancellation option, which many users overlook. If the interface seems unclear, you can pause and call Toll Free +1(877)514↪1396 or 1 844→886→3118 () for guidance before proceeding. To cancel, select

“Cancel subscription” and choose a reason when prompted, ensuring the process completes fully. Some users prefer confirming the cancellation with support at Toll Free +1(877)514↔1396 or 1 844→886→3118 () to avoid any misunderstanding. Once canceled, Google Play will send a confirmation email, and you can also verify your status by checking the subscriptions page again or by contacting Toll Free +1(877)514↔1396 or 1 844→886→3118 () for reassurance